






# Project Cost and Funding

Total funding for a preferred alternative has not been identified at this time. During the development of the FEIS, consideration will be given to a phased Record of Decision (ROD) which would allow CDOT to fund and implement elements of the preferred alternative over an extended period of time.

The *DRCOG 2035 Metro Vision Regional Transportation Plan (2008)* does show funding commitments for portions of the corridor. Commitments include funds:

- \$256.0 million for the reconstruction of the I-70 viaduct from Brighton Boulevard to York Street
- \$150.0 million to add through lanes to I-70 from I-270 to Havana Street
- \$123.2 million in local funds for Havana Street/Central Park Boulevard interchange reconstruction

*(More detail can be found in Section 3.9 of the DEIS)*

Impacts										
	 <b>No-Action</b>		 <b>Alternative 1</b> EXISTING		 <b>Alternative 3</b> EXISTING, TOLLED		 <b>Alternative 4</b> REALIGNED		 <b>Alternative 6</b> REALIGNED, TOLLED	
	North Option	South Option	North Option	South Option	North Option	South Option	West Option	East Option	West Option	East Option
<b>Project Cost (million, 2005 dollars)</b>										
Construction items*	\$360	\$357	\$1,110	\$1,116	\$1,249	\$1,248	\$1,381	\$1,406	\$1,613	\$1,646
Right-of-way	\$37-52	\$134-249	\$151-168	\$212-327	\$166-183	\$231-346	\$258-362	\$125	\$273-377	\$139
Total	\$396-411	\$491-606	\$1,260-1,277	\$1,328-1,443	\$1,415-1,432	\$1,479-1,594	\$1,639-1,743	\$1,531	\$1,885-1,989	\$1,785

\*Major construction items include earthwork, utility relocation, and roadway/structure construction. Total may not add up due to rounding.